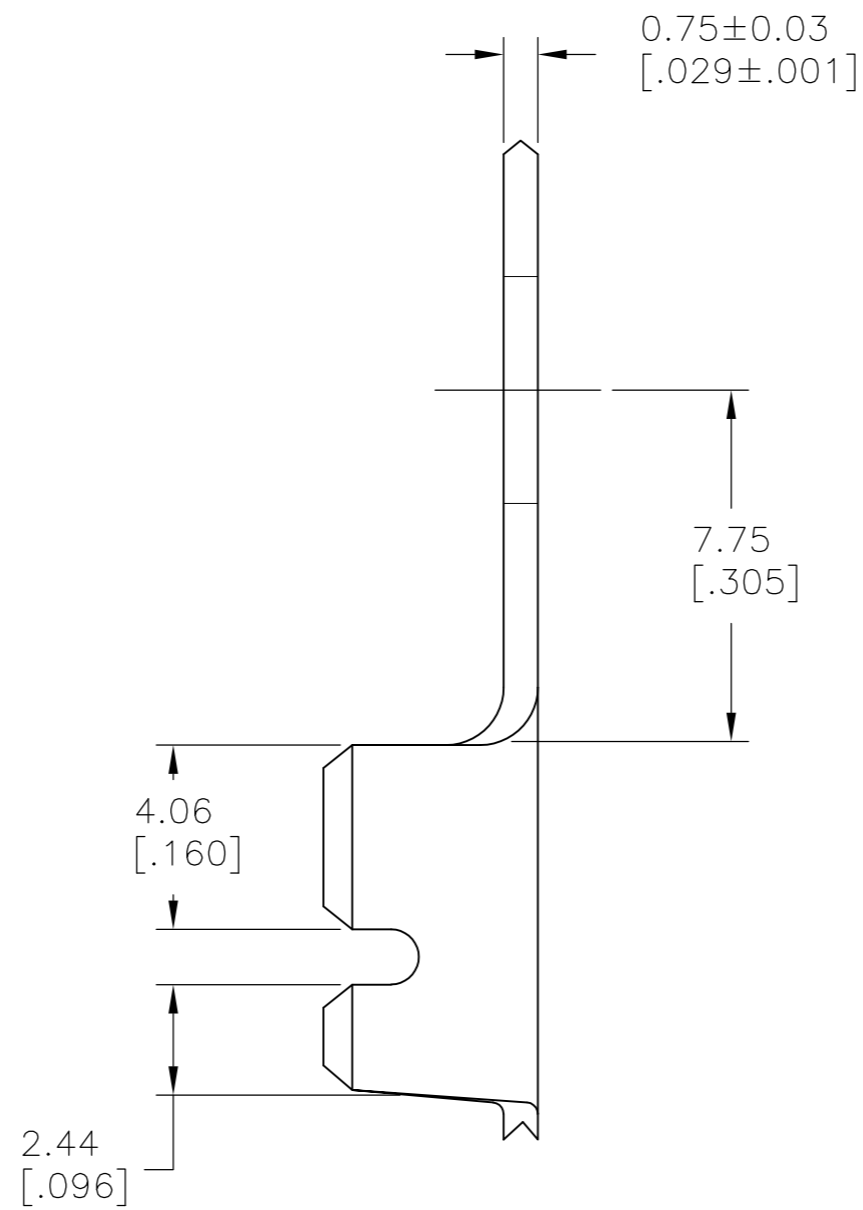
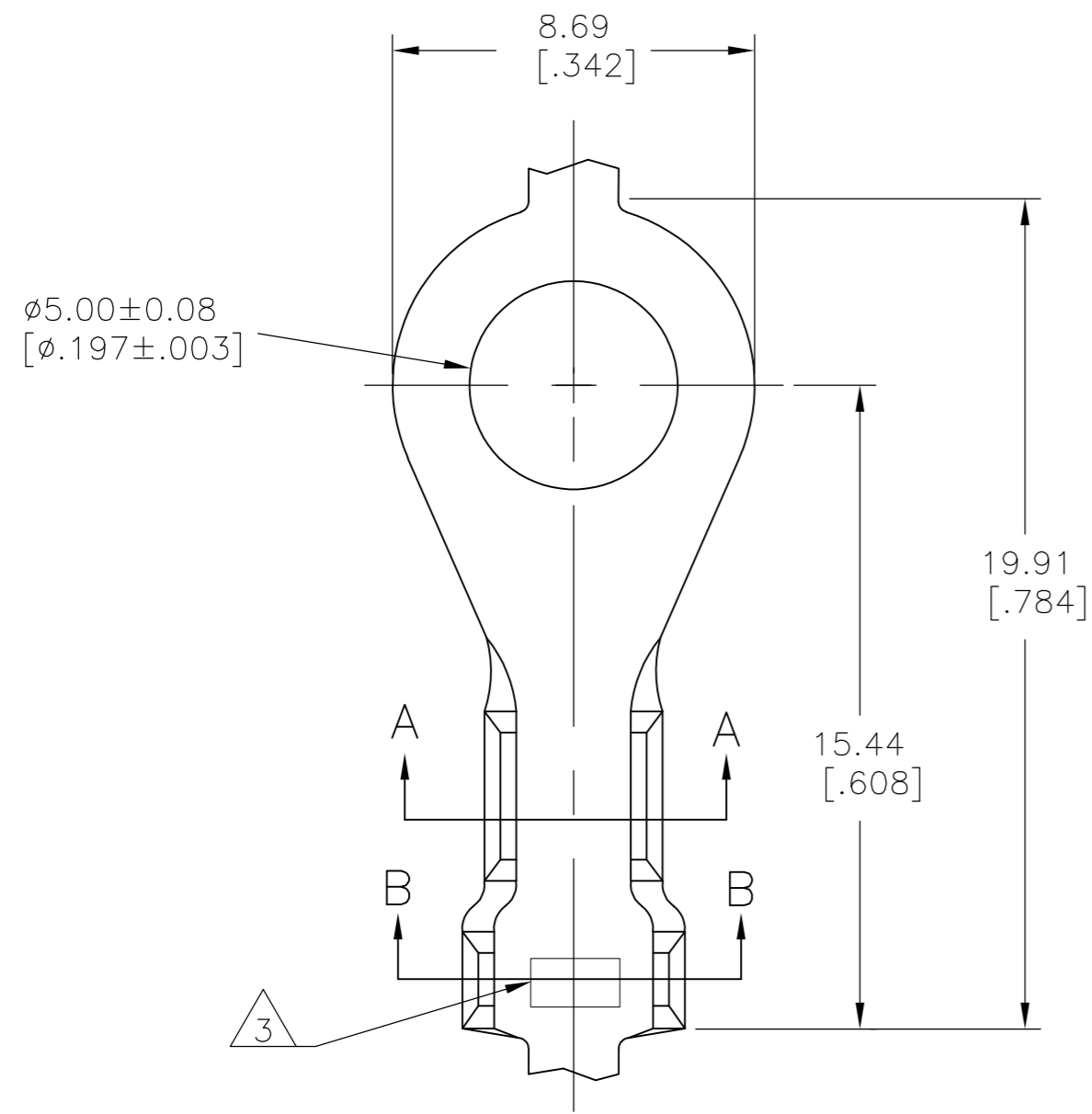
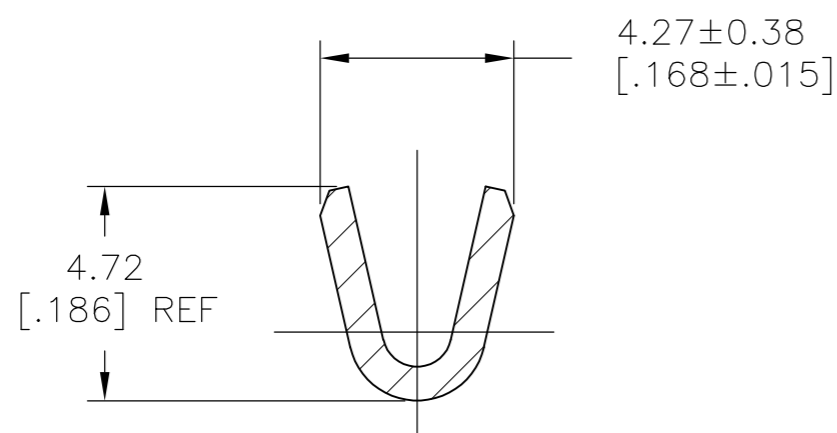


THIS DRAWING IS UNPUBLISHED. RELEASED FOR PUBLICATION
 © COPYRIGHT - By - ALL RIGHTS RESERVED.

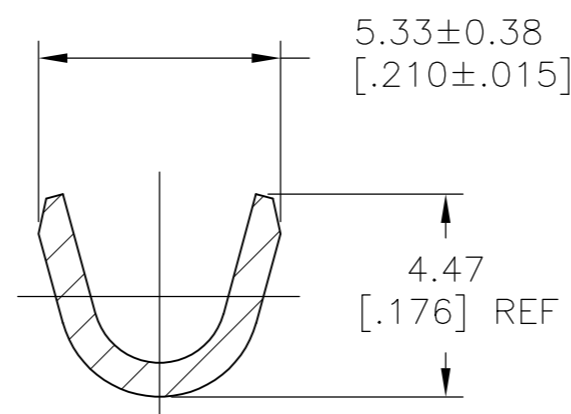
LOC	DIST	REVISIONS			
P	LTR	DESCRIPTION	DATE	DWN	APVD
AF	50	AF3	REVISED PER ECO-11-004820	11MAR11	RK HMR



- 1 CONTINUOUS STRIP ON REELS.
- 2 TIN PLATING.
- 3 AMP STAMP: AMP FOR 40725, -2, & -3
AMP* FOR 40725-1.
- 4 SPECIAL PACKAGING.
- 5 FOR PROCESSING ONLY.



SECTION A-A



SECTION B-B

OBSOLETE	0.8-2.0mm ² [18-14] AWG	2.54-3.56 [.100-.140] DIA	2	082 BRASS	40725-4
			2	082 BRASS	40725-3
			-	082 BRASS	40725-2
			2	H03 PHOSPHOR BRONZE	40725-1
			2	082 BRASS	40725
WIRE RANGE	INSULATION RANGE	FINISH	MATERIAL	PART NUMBER	
THIS DRAWING IS A CONTROLLED DOCUMENT.			DWN 02JAN2001 MICHAEL S. FEHER	TE Connectivity	
			CHK 23JAN2001 DONDAL DECKER		
DIMENSIONS: mm [INCHES]			APVD 23JAN2001 DONDAL DECKER	NAME	
TOLERANCES UNLESS OTHERWISE SPECIFIED:			PRODUCT SPEC	NOS 10 STUD, TERMINAL, TONGUE, RING	
0 PLC ± - 1 PLC ± - 2 PLC ± 0.25[.010] 3 PLC ± - 4 PLC ± - ANGLES ± 1°			APPLICATION SPEC	RESTRICTED TO	
MATERIAL	FINISH	WEIGHT	SIZE	CAGE CODE	DRAWING NO
SEE TABLE	SEE TABLE	-	A2	00779	C=40725
CUSTOMER DRAWING			SCALE	SHEET	REV
			6:1	1 of 1	AF3